



50
YEARS IN INDIA

ONE EARTH ONE HOME

STEP 1 SEEK AND FIND

CLASSES 1 & 2

ACTIVITY BOOK

Dear Children,

*There is a tiny virus outside, which is not so nice
and we are all staying safe in our houses like little mice.*

*Don't we all wish we had something to do,
a run in the field or a game of peek-a-boo or stapoo.*

*So why just sit in the house and dilly-dally
Let's all gather for an activity with our family.*

*And One Earth - One Home is the best way
To spend your time exploring nature today.*

*So, hello and welcome to a journey of fun,
where only 3 steps are taken one by one.*



STEP 1 - SEEK AND FIND



STEP 2 - LOOK AND LEARN



STEP 3 - DISCUSS AND DO

*Let's make our homes greener together
for a happier and healthier planet forever.*




NOTE TO THE PARENTS/GUARDIANS

“

“One Earth- One Home” is a short 10 week programme with only 30 mins of activity time required per week.

- The worksheets can be printed out or can be completed on a blank paper/notebook.
- Accompany and support your child during all the activities. Help them in completing the worksheets.
- Each activity has a short supporting video, which will be sent to the teachers via WhatsApp or can be downloaded from the link provided with each worksheet.
- Always celebrate the small successes and have a fun family time together.

”










STEP 1 SEEK AND FIND

Ready Steady Go!

**It's time to take the first step of 'One Earth One Home'
It contains 3 worksheets and 3 videos.**

INDEX

	Video V1A: Nature Nature Everywhere! Explore nature visually with a virtual walk by watching this video https://youtu.be/lgwP5cKEiL4	Pg. 1
	Worksheet W1A: My Nature Journal Revisit the universal practices to explore a natural area. Create your nature journal and note down all the plants and animals you saw during the virtual walk.	Pg. 2
	Video V1B: Nature Friends A visual story about plants and animals in and outside your house https://youtu.be/yCLwWuJ7Sgw	Pg. 3
	Worksheet W1B: Be a Nature Detective! Explore and jot down all the animals and plants that you can see in your house or around your house from your balcony or window.	Pg. 4
	Video V1C: Nature and Nation Watch the video to know more about plants & animals of India and your state. https://youtu.be/zwPe1mqceAo	Pg. 6
	Worksheet W1C: My State Plant and Animal Draw your state animal and plant.	Pg. 7
	Recap and More Revise what you have learnt and report back.	Pg. 8

One Earth, One Home also helps in achieving Sustainable Development Goals (SDGs).

STEP 1 IS FOR :



VIDEO V1A

VIDEO TIME

Nature Nature Everywhere!

Let's begin by exploring nature with a virtual walk. Watch the video in this link - <https://youtu.be/lgwP5cKEiL4>



My Nature Journal

Draw all the things you spotted in the video!


1. Colours




2. A Big Animal



3. A Small Plant



4. A Tree



5. A Small Animal



6. A Bird



Can you make the sounds you heard in the video? Guess what it belongs to.

Did you see the flower (name of the flower) in the video? Can you guess what it smell like?

VIDEO V1B

VIDEO TIME Nature Friends

Watch the photo story about plants and animals in and outside your house. <https://youtu.be/yCLwWuJ7Sgw>




Be a Nature Detective!


Our home is visited by many animals and some even become our hidden housemates. Go on a search around your house or look out for them from your window.

Tick mark or write down the serial number of all the creatures that you have spotted in the worksheet or your notebook.


1. Housefly



2. Cockroach



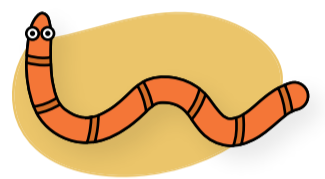
3. Mosquito




4. Bugs



5. Worms



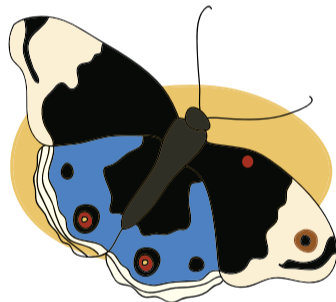
6. Mites




7. Dragonfly




8. Butterfly



9. Lizard



10. Cricket



11. Ant



12. Bee



13. Wasp




14. Spider



15. Mice




16. Squirrel




17. Any bird




18. Dog



Draw the missing animals from the list:



Draw a picture of a flower or a small plant that is growing in or near your house.



VIDEO V1C

VIDEO TIME Nature and Nation

India has many plants and animals. Watch this video to know more about them. <https://youtu.be/zwPe1mqceAo>



WORKSHEET

W1C

My State Plant and Animal

(Name of your state)

I live in _____


Let's draw.

My State Animal

My State Tree

My State Bird


My State Flower




RECAP AND MORE

Congratulations! You have completed Step 1.


Let's see what we have learnt till now! Tick or write the serial numbers from the following checklist against all the things you know now.



1. There are many plants and animals around me.




2. I can see birds from my balcony and window.




3. I know my state animal.



4. I know my state tree.



5. I know my state flower.



6. I know my state bird.